



ND16 Indicator Light

1. General

Degree of protection: IP40, IP20 (Buzzer);
Standard: IEC/EN60947-5-1



2. Operating conditions

- 2.1 Ambient temperature is $-5^{\circ}\text{C} \sim +40^{\circ}\text{C}$, the average temperature during 24 hours couldn't exceed $+35^{\circ}\text{C}$.
- 2.2 Altitude: $\leq 2000\text{m}$.
- 2.3 Atmosphere condition:
Relative humidity of the atmosphere couldn't exceed 50% when the highest temperature is $+40^{\circ}\text{C}$; much higher relative humidity is allowable under the condition of lower temperature, for example, when the temperature reaches $+20^{\circ}\text{C}$, the relative humidity is up to 90%. As for dews, which contingently appear due to change of temperature, special steps should be taken.
- 2.4 Pollution degree: 3
- 2.5 Overvoltage category: III



3. Technical data


Basic parameters

Rated operational voltage U_e (V)		Rated operational current (mA)	Service life (h)	Brightness (cd/m^2)	Basic color
AC	AC/DC				
400	6	$I_e \leq 20$	≥ 30000	≥ 40	
230	12				
110	24				
-	36				
-	48				
-	110				
-	230				
-	400				


Note: For AC power supply, the limit voltage range is $0.85U_e \sim 1.1U_e$ between terminals.

4. ND16 series indicator


★ Flat Platform-Lampshade (Resistance type)

ND16-22A/2	Lamp-Voltage	Model	Color
	LED AC/DC 6V, AC/DC 12V, AC/DC 24V, AC/DC 36V, AC/DC 48V, DC 110V, DC 230V, DC 400V	ND16-22A/2 (W)	○
		ND16-22A/2 (G)	●
		ND16-22A/2 (R)	●
		ND16-22A/2 (Y)	●
		ND16-22A/2 (B)	●


★ Flat Platform-Lampshade (Resistance type)

ND16-22AS/2	Lamp-Voltage	Model	Color
	LED AC/DC 6V, AC/DC 12V, AC/DC 24V, AC/DC 36V, AC/DC 48V,	ND16-22AS/2 (W)	○
		ND16-22AS/2 (G)	●
		ND16-22AS/2 (R)	●
		ND16-22AS/2 (Y)	●
		ND16-22AS/2 (B)	●

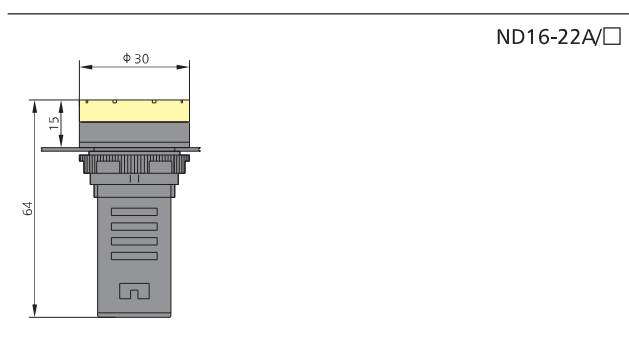
★ Flat Platform-Lampshade (Capacitor type)

ND16-22A/4	Lamp-Voltage	Model	Color
	LED AC 110V, AC 230V, AC 400V	ND16-22A/4 (W)	○
		ND16-22A/4 (G)	●
		ND16-22A/4 (R)	●
		ND16-22A/4 (Y)	●
		ND16-22A/4 (B)	●

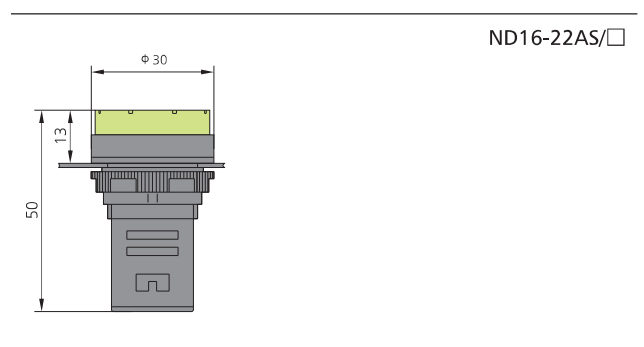
★ Flat Platform-Lampshade (Capacitor type)

ND16-22AS/4	Lamp-Voltage	Model	Color
	LED: AC 110V, AC 230V, AC 400V	ND16-22AS/4 (W)	○
		ND16-22AS/4 (G)	●
		ND16-22AS/4 (R)	●
		ND16-22AS/4 (Y)	●
		ND16-22AS/4 (B)	●

Dimensions (mm)




Dimensions (mm)




E


★ Flat Round Platform-Lampshape (Resistance type)

ND16-22B/2	Lamp-Voltage	Model	Color
	LED AC/DC 6V, AC/DC12V, AC/DC24V, AC/DC36V, AC/DC48V, DC 110V, DC 230V, DC 400V	ND16-22B/2 (W)	○
		ND16-22B/2 (G)	●
		ND16-22B/2 (R)	●
		ND16-22B/2 (Y)	●
		ND16-22B/2 (B)	●


★ Compacted Flat Round Platform-Lampshape (Resistance type)

ND16-22BS/2	Lamp-Voltage	Model	Color
	LED AC/DC 6V, AC/DC12V, AC/DC 24V, AC/DC36V, AC/DC48V	ND16-22BS/2 (W)	○
		ND16-22BS/2 (G)	●
		ND16-22BS/2 (R)	●
		ND16-22BS/2 (Y)	●
		ND16-22BS/2 (B)	●

★ Flat Round Platform-Lampshape (Capacitance type)

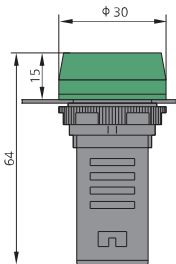
ND16-22B/4	Lamp-Voltage	Model	Color
	LED AC 110V, AC 230V, AC 400V	ND16-22B/4 (W)	○
		ND16-22B/4 (G)	●
		ND16-22B/4 (R)	●
		ND16-22B/4 (Y)	●
		ND16-22B/4 (B)	●

★ Compacted Flat Round Platform-Lampshape (Capacitance type)

ND16-22BS/4	Lamp-Voltage	Model	Color
	LED AC 110V, AC 230V, AC 400V	ND16-22BS/4 (W)	○
		ND16-22BS/4 (G)	●
		ND16-22BS/4 (R)	●
		ND16-22BS/4 (Y)	●
		ND16-22BS/4 (B)	●

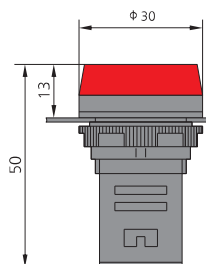
Dimensions (mm)

ND16-22B/□




Dimensions (mm)


ND16-22BS/□



★ Arc Surface ripple-Lampshape (Resistance type)

ND16-22C/2	Lamp-Voltage	Model	Color
	LED AC/DC 6V, AC/DC12V, AC/DC24V, AC/DC36V, AC/DC48V, DC 110V, DC 230V, DC 400V	ND16-22C/2 (W)	○
		ND16-22C/2 (G)	●
		ND16-22C/2 (R)	●
		ND16-22C/2 (Y)	●
		ND16-22C/2 (B)	●

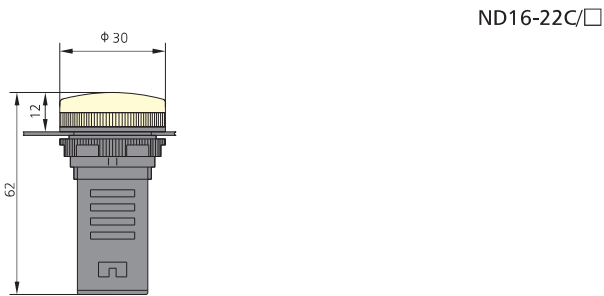
★ Compacted Arc Surface ripple-Lampshape (Resistance type)

ND16-22CS/2	Lamp-Voltage	Model	Color
	LED AC/DC 6V, AC/DC12V, AC/DC24V, AC/DC36V, AC/DC48V,	ND16-22CS/2 (W)	○
		ND16-22CS/2 (G)	●
		ND16-22CS/2 (R)	●
		ND16-22CS/2 (Y)	●
		ND16-22CS/2 (B)	●

★ Arc Surface ripple-Lampshape (Capacitance type)

ND16-22C/4	Lamp-Voltage	Model	Color
	LED AC 110V, AC230V, AC 400V	ND16-22C/4 (W)	○
		ND16-22C/4 (G)	●
		ND16-22C/4 (R)	●
		ND16-22C/4 (Y)	●
		ND16-22C/4 (B)	●

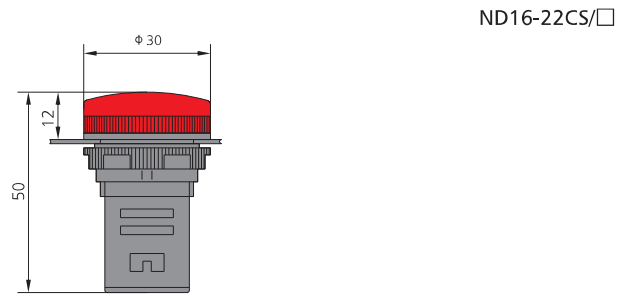
Dimensions (mm)



★ Compacted Arc Surface ripple-Lampshape (Capacitance type)

ND16-22CS/4	Lamp-Voltage	Model	Color
	LED AC 110V, AC230V, AC400V	ND16-22CS/4 (W)	○
		ND16-22CS/4 (G)	●
		ND16-22CS/4 (R)	●
		ND16-22CS/4 (Y)	●
		ND16-22CS/4 (B)	●

Dimensions (mm)



★ Arc Surface Round-Lampshape (Resistance type)

ND16-22D/2	Lamp-Voltage	Model	Color
	LED: AC/DC 6V, AC/DC12V, AC/DC24V, AC/DC36V, AC/DC48V, DC 110V, DC230V, DC400V	ND16-22D/2 (W)	○
		ND16-22D/2 (G)	●
		ND16-22D/2 (R)	●
		ND16-22D/2 (Y)	●
		ND16-22D/2 (B)	●

★ Compacted Arc Surface Round-Lampshape (Resistance type)

ND16-22DS/2	Lamp-Voltage	Model	Color
	LED: AC/DC 6V, AC/DC12V, AC/DC24V, AC/DC36V, AC/DC48V	ND16-22DS/2 (W)	○
		ND16-22DS/2 (G)	●
		ND16-22DS/2 (R)	●
		ND16-22DS/2 (Y)	●
		ND16-22DS/2 (B)	●

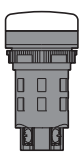
★ Arc Surface Round-Lampshape (Capacitance type)

ND16-22D/4	Lamp-Voltage	Model	Color
	LED AC 110V, AC230V, AC 400V	ND16-22D/4 (W)	○
		ND16-22D/4 (G)	●
		ND16-22D/4 (R)	●
		ND16-22D/4 (Y)	●
		ND16-22D/4 (B)	●



★ Compacted Arc Surface Round-Lampshape (Capacitance type)

ND16-22DS/4	Lamp-Voltage	Model	Color
	LED AC 110V, AC 230V, AC 400V	ND16-22DS/4 (W)	○
		ND16-22DS/4 (G)	●
		ND16-22DS/4 (R)	●
		ND16-22DS/4 (Y)	●
		ND16-22DS/4 (B)	●

★ Bi-color light (Resistance type)

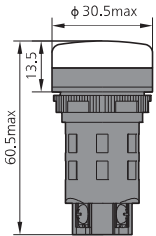
ND16-22S/2	Lamp-Voltage	Model	Color
	LED: AC/DC 6V, AC/DC12V, AC/DC24V, AC/DC36V, AC/DC48V	ND16-22S/2	

★ Bi-color light (Capacitance type)







ND16-22S/4	Lamp-Voltage	Model	Color
	LED: AC 110V, AC 230V, AC 400V	ND16-22S/4	

Dimensions (mm)







ND16-22BK/□



★ Fast connection type (Resistance type)

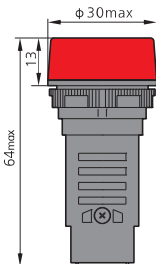
ND16-22BK/2	Lamp-Voltage	Model	Color
	LED: AC/DC 6V, AC/DC12V, AC/DC24V, AC/DC36V, AC/DC48V, DC 110V, DC230V, DC400V	ND16-22BK/2 (W)	
		ND16-22BK/2 (G)	
		ND16-22BK/2 (R)	
		ND16-22BK/2 (Y)	
		ND16-22BK/2 (B)	

★ Fast connection type (Capacitance type)




ND16-22BK/4	Lamp-Voltage	Model	Color
	LED: AC 110V, AC 230V, AC 400V,	ND16-22BK/4 (W)	
		ND16-22BK/4 (G)	
		ND16-22BK/4 (R)	
		ND16-22BK/4 (Y)	
		ND16-22BK/4 (B)	

Dimensions (mm)



ND16-22BK/□






★ Interrupted type

ND16 Buzzer	Model	Color	Voltage
	ND16-22F		AC/DC 24V AC/DC 36V AC/DC 48V
			AC/DC 110V, AC230V, AC400V



★ Interrupted & flush type

ND16 Buzzer	Model	Color	Voltage
	ND16-22FS		AC/DC 24V AC/DC 36V AC/DC 48V AC/DC 110V, AC230V, AC400V

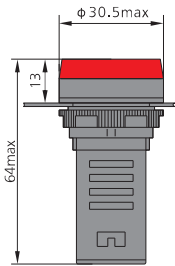
★ Continuous type

ND16 Buzzer	Model	Color	Voltage
	ND16-22L		AC/DC 24V AC/DC 36V AC/DC 48V
			AC/DC 110V, AC230V, AC400V

★ Continuous & lit type

ND16 Buzzer	Model	Color	Voltage
	ND16-22LC		AC/DC 24V AC/DC 36V AC/DC 48V AC/DC 110V, AC230V, AC400V

Dimension (mm)



ND16-22F
 ND16-22FS
 ND16-22L
 ND16-22LC

